

King George's Medical University U.P., Lucknow – 226003

Phone: 91-0522-2257540 Fax: 91-0522-2257539 Website: www.kgmuh.org

No. 7700/...../2023

Date: 19/10/2023

NOTICE

SUBJECT: Procurement of following item on proprietary/single source basis for Department of Ophthalmology.


The KGMU, Lucknow intends to procure following item(s) manufactured as per mentioned against item names for Department of Ophthalmology on Proprietary/single source basis from their authorized dealer/seller as per enclosed Technical Specifications.

S.No	Equipment/Item Name	Deptt.	Name of OEM/Make
1	Randot Stereotest SO002 chart (New)	Ophthalmology	M/s Akriti Ophthalmic Pvt. Ltd. by the authouration no. dated 21.09.2023
2.	Randot Stereotest Chart SO015 (Distance)	Ophthalmology	M/s Akriti Ophthalmic Pvt. Ltd. by the authouration no. dated 21.09.2023

The **Proprietary Certificate** for above item(s) submitted by principal company or their Authorized Seller/Company/Dealer is attached. The above documents are being uploaded for open information to all manufacturers/suppliers to submit objection/representation, comments on the above proposal/proprietary/single source nature of the equipment/item within 07 days to the Head, Department of Ophthalmology, KGMU, Lucknow from the date mentioned above, failing which it will be presumed that any other supplier is having no comment to offer and the case will be decided on merits. The comments/objections/representations to be submitted on the following:-

1. Whether the above equipment/item is manufactured by any other manufacturer other than as per mentioned principal company or their Authorized Seller/Company/Dealer.
2. Fulfill all the parameters as per technical specifications.

Note: In case the objection is not received within 07 days, the process of procurement of the said items will be done through PAC bidding/single procurement on Gem portal.


Head

Department of Ophthalmology

KGMU, UP, Lucknow

Department of Ophthalmology
King George's Medical University
Lucknow

Akriti[®]

Simplifying Eye Care

The Head,
Dept. of Ophthalmology,
K.G. Medical University,
Lucknow.

Akriti Ophthalmic Pvt. Ltd.

(formerly known as Akriti Oculoplasty Logistics)

AN ISO 9001:2008 CERTIFIED COMPANY

M34, M35, M36, Medical Devices Park, Exit No # 4,
Industrial Development Area Bollaram,
Sultanpur, Hyderabad-502319, Telangana State, India.

Phone: +91 91600 03972, 99595 41995

E-mail: sales@akriti.co.in

oculoplasty.logistics@gmail.com

21.09.2023

Sub: Your Enquiry No. 7507 dt. 14.09.2023.

Madam,

We thankfully acknowledge the receipt of your above-mentioned enquiry, we are authorising M/s G.K. Global, 3/316 Vishal Khand, Gomti Nagar, Lucknow- 226010 as our authorised dealer for the items required in your above enquiry.

They are authorised to quote, supply and collect the payment on our behalf.

Thanking you.



Amounts reasonable /

For item lesser than 1 lac

may proceed on quotation basis /

others on proprietary basis

6/1/23



STEREO OPTICAL

June 6, 2023

Letter of Authorization

Akriti Ophthalmic Pvt Ltd
M34, M35, M36
Medical Devices Park
Sultanpur Village, Pathancheru Mandal, Hyderabad-502319
INDIA

To Whom It May Concern,

This letter serves as confirmation that Akriti Ophthalmic Pvt Ltd is an authorized distributor for Stereo Optical Company, Inc. in India. The company is authorized to sell Stereo Optical products within India and participate in tenders on behalf of Stereo Optical Company. This distribution right includes sales, service and maintenance, repairs and sales of parts in India.

This appointment is valid until December 31, 2024. Stereo Optical has every intention of renewing this appointment beyond that date.


Please contact me directly with any questions.

Best Regards,

Shirley Yin-Piazza
Sr. Marketing Manager
Stereo Optical Co., Inc.

STEREO OPTICAL COMPANY, INC.

8600 W. Catalpa Ave., Suite 703, Chicago, IL 60656 U.S.A.
Phone: 1-773-867-0380 1-800-344-9500 Fax: 1-773-867-0388
E-mail: sales@stereooptical.com Website: www.stereooptical.com



King George's Medical University
Department of Ophthalmology
Shahmina Road, Lucknow - 226 003

NO. NA/2020/OPHT

Dated 14/05/20

DR. ANIL KUMAR GUPTA
Senior Consultant Ophthalmologist
Senior Lecturer
Head, Department of Ophthalmology
K.G.M.U. Lucknow

Subject: To quote for RAMPOI charts

Re: S


Dear Sir, I am reviewing agencies for our department,

- 1. 6/6, 3/6, 3/24 Standard test Chart Distance
- 2. 6/6, 3/6, 3/24 Standard test Chart Near

Kindly advise to please quote it directly or through your local dealer. Also confirm if the product is available in India.

Thank you.

Yours faithfully,


(Prof. Apjit Kaur)
Head
Department of Ophthalmology
K.G.M.U, Lucknow



GST NO. 09AFFPG1755G1ZK

G.K. GLOBAL

3/316 VISHAL KHAND, GOMTI NAGAR

LUCKNOW -226 010 U.P. [INDIA]

Email: gkgloballko@gmail.com

Phone : 9335304670

Mobile: 9721445500

The Head, Dept. of Ophthalmology, K.G. Medical University <u>Lucknow</u>	Quotation No: GKG/23-24/066 Dated : 27 September 2023 Your Ref : No. : 7507/Oph Dated : 14.09.2023
---	---

Madam,

This is in reference to your enquiry no. 7507/Oph dt. 14.09.2023 sent to M/s Akriti Oculoplast Logistics , Hyderabad. The above-mentioned enquiry has been forwarded to us for further action.

We are therefore enclosing herewith the following:

1. Our offer for the required items.
2. Authority letter from Akriti Ophthalmic Pvt. Ltd. (Formerly Akriti Oculoplasty Logistics).
3. Authority letter of Stereo Optical USA (Manufacturer of Quoted equipment's)
4. Proprietary certificate.
5. Certificate of non-availability of the items on GeM.
6. Affidavit for Price justification.

We hope that you will find the above in order and will consider our offer for procuring the required items.

Thanking you.



For G.K. GLOBAL


PROPRIETOR



GST NO. 09AFFPG1755G1ZK

G.K.GLOBAL

3/316 VISHAL KHAND, GOMTI NAGAR

LUCKNOW -226 010 U.P. [INDIA]

Email: gkglobalko@gmail.com

Phone : 9335304670

Mobile: 9721445500

The Head, Dept. of Ophthalmology, K.G. Medical University <u>Lucknow</u>	Quotation No: GKG/23-24/066 Dated : 27 September 2023 Your Ref : No. : 7507/Oph Dated : 14.09.2023
---	---

Terms & conditions:

1. Prices are nett.
2. F.O.R. Destination.
3. Payment 100% against delivery.
4. We assure for Genuine product hence
 - a. No warranty of consumable items.
 - b. No replacement of consumable items.
5. Subject to Lucknow Jurisdiction only



for G.K. GLOBAL

PROPRIETOR



GST NO. 09AFFPG1755G1ZK

G.K.GLOBAL

3/316 VISHAL KHAND, GOMTI NAGAR
LUCKNOW -226 010 U.P. [INDIA]

Email: gkgloballko@gmail.com

Phone : 9335304670

Mobile: 9721445500

The Head,
Dept. of Ophthalmology,
K.G. Medical University
Lucknow


Quotation No: GKG/23-24/066
Dated : 27 September 2023
Your Ref : No. : 7507/Oph
Dated : 14.09.2023

S. No.	Item Names	Unit	Rate/per Rs. P.	Rate Rs. P.
1.	Randot Stereotest SO002 chart (Near)	1 pc.	40,700.00	40,700.00
2	Randot Stereotest chart SO015 (Distance)	1 pc.	1,42,000.00	1,42,000.00
				1,82,200.00
	Add GST @ 12%			21,924.00
	Grand Total			2,04,624.00
(Rs. Two Lacs Four Thousand Six Hundred Twenty Four only)				

for G.K. GLOBAL



PROPRIETOR



उत्तर प्रदेश UTTAR PRADESH

The Finance officer,
K.G.M.U.
Lucknow

GH 230512

19 SEP 2023

I, Gita Gogia D/O Mr. A.D. Kathuria resident of 3/316 Vishal Khand Gomti Nagar, Lucknow aged about 50 years, the proprietor of G.K.Global, 3/316 Vishal Khand Gomti Nagar, Lucknow-226010 Dependent herein, do hereby solemnly declare and affirm as under:

1. That we are authorized dealer of Akriti Ophthalmic Pvt. Ltd Hyderabad (Distributor of Stereo Optical USA)
2. That we have submitted our offer for RANDOT CHART (NEAR & DISTANCE) vide our offer no. GKG/23-24/066 dt. 27.09.2023
3. That we & our OEM have not supplied the similar item to any government Institute/Organization hence we do not have the copy of purchase order for the same. We do also certify and confirm that the prices quoted by us to you are the best possible price and we assure that we will not quote less than the quoted prices to any government Institute/Organization atleast for next two year. Therefore, if at any stage it has been found that the supplier has quoted lower rates than those quoted in this offer; the Institute (the purchaser) would be given the benefit of lower rates by the Supplier and any excess payment if any, will become immediately payable to the KGMU, Lucknow.

SWORN & VERIFIED BEFORE ME

R. ARORA
Adv. & Notary
Lucknow (UP) India
Regd. No. 31(79)2001
22/9/23

VERIFICATION

Verified at Lucknow on 22nd Day of September 2023 and that the contents of the above point 1 to 3 are true and correct to the best of my knowledge and belief and that nothing has been concealed there from.

Place: Lucknow

Date: 22/09/2023

I now and hereby declare that I am the person who has signed/put T.I. before me

DEPONENT

DEPONENT



To,

The Head,
Dept. of Ophthalmology,
K.G. Medical University,
Lucknow.

Akriti Ophthalmic Pvt. Ltd.

(formerly known as Akriti Oculoplasty Logistics)

AN ISO 9001:2008 CERTIFIED COMPANY

M34, M35, M36, Medical Devices Park, Exit No # 4,
Industrial Development Area Bollaram,
Sultanpur, Hyderabad-502319, Telangana State, India.

Phone: +91 91600 03972, 99595 41995

E-mail: sales@akriti.co.in

oculoplasty.logistics@gmail.com

21.09.2023

Proprietary certificate.

Sub: Your Enquiry No. 7507 dt. 14.09.2023.

The following items as required by you as per your above mentioned enquiry:

1. RANDOT Stereotest Chart (Distance)
2. RANDOT Stereotest Chart (Near).

We do here by certify that the above-mentioned items are being manufactured by our & are Proprietary equipment manufactured principal's M/s Stereo Optical Company, Inc.8600 W. Catalpa Ave., Suite 703Chicago, IL 60656 – USA.

Thanking you.



**Akriti Ophthalmic Pvt. Ltd.**

(formerly known as Akriti Oculoplasty Logistics)
AN ISO 9001:2008 CERTIFIED COMPANY
M34, M35, M36, Medical Devices Park, Exit No # 4,
Industrial Development Area Bollaram,
Sultanpur, Hyderabad-502319, Telangana State, India.
Phone: +91 91600 03972, 99595 41995
E-mail: sales@akriti.co.in
oculoplasty.logistics@gmail.com

21.09.2023

To,

The Head,
Dept. of Ophthalmology,
K.G. Medical University,
Lucknow.

Sub: Your Enquiry No. 7507 dt. 14.09.2023.

The following items as required by you as per your above mentioned enquiry:

3. RANDOT Stereotest Chart (Distance)
4. RANDOT Stereotest Chart (Near).

We do here by certify that the above-mentioned items are not available on GeM portal.

Thanking you.






STEREO OPTICAL

STEREOTESTS

Stereotests

Stereo depth perception tests are an effective and easy to use method of screening stereoscopic vision for all ages. They help to detect visual problems such as stereopsis, amblyopia, suppression and strabismus.



THE ORIGINAL STEREO FLY

(GOLD STANDARD FOR STEREO DEPTH PERCEPTION TESTING)

- Evaluate both gross stereopsis (355 to 700 seconds of arc) and fine depth perception
- Graded circle test (800 to 40 seconds of arc)
- Animal test for children (400 to 100 seconds of arc)

Test includes:

- 1 pair of Standard 3-D Viewers
- Answer key on back cover




STEREO BUTTERFLY

- Tests and evaluates random dot stereo depth perception for both gross stereopsis and fine depth perception
- Graded circle test (800 to 40 seconds of arc)
- Animal test for children (400 to 100 seconds of arc)

Test includes:

- 1 pair of Standard 3-D Viewers
- Answer key on back cover



RANDOT®

- Tests and evaluates stereo depth perception for both gross stereopsis evaluation (500 & 250 seconds of arc) using six geometric forms from random dot backgrounds
- Graded circle test (400 to 20 seconds of arc)

Test includes:

- 1 pair of Standard 3-D Viewers
- Answer key on back cover




DISTANCE RANDOT®

- Distance Stereopsis Test (10 ft) on patients as young as 4 years of age (400 to 60 sec of arc)
- Ideal for patients with intermittent exotropia

Test includes:

- 8 tests (4 pages) in 1 booklet
- Answer key on back cover
- 1 pair of standard 3-D viewers and 1 pair of pediatric 3-D viewers




RANDOT® PRESCHOOL STEREOACUITY TEST

- Designed as a matching game in which the patient matches the pictures on the left side with those on the right.
- (800 to 40 seconds of arc)
- Test for stereopsis on patients as young as 2 years of age

Test includes:

- 6 tests in 1 booklet
- 1 pair of pediatric 3-D viewers
- Answer key on back cover



RANDOM DOT "E"

- The patient is asked to distinguish between a "raised E" and a non-stereo target
- Test for stereopsis on patients as young as 3 years of age

Test includes:

- One demonstration card, one test card and one blank card
- 1 pair of standard 3-D viewers and 1 pair of pediatric 3-D viewers