

King George's Medical University U.P., Lucknow – 226003

Phone: 91-0522-2257540 Fax: 91-0522-2257539 Website: www.kgmu.org

No. 6801/Finance & Account/Purchase/2023

Date: 17/10/2023

NOTICE

SUBJECT: Procurement of following item on proprietary/single source basis for Department of Plastic Surgery & Common Equipmnt Cell.

The KGMU, Lucknow intends to procure following item(s) manufactured as per mentioned against item names for Department of Department of Plastic Surgery & & Common Equipmnt Cell on Proprietary/single source basis from their authorized dealer/seller as per enclosed Technical Specifications.

S.No	Equipment/Item Name	Deptt.	Name of OEM/Make
1	Power Assisted Nutational Infrasonic Tissue Sparing Liposuction	Plastic Surgery	M/s Euromi S.A., Belgil
2	Adipose Derived Regenerative System		M/s Steme Biyoteknoloji Anonim Sirketi, Turkey
3	Intubating Bronchoscope for existing C-MAC	Common Equipment	M/s Karl Storz

The **Proprietary Certificate** for above item(s) submitted by principal company or their Authorized Seller/Company/Dealer is attached. The above documents are being uploaded for open information to all manufacturers/suppliers to submit objection/representation, comments on the above proposal/ proprietary/single source nature of the equipment/item within 10 days to the Finance Office, KGMU, Lucknow & concerned Head of the Department, KGMU, Lucknow from the date mentioned above, failing which it will be presumed that any other supplier is having no comment to offer and the case will be decided on merits. The comments/objections/representations to be submitted on the following:-

1. Whether the above equipment/item is manufactured by any other manufacturer other than as per mentioned principal company or their Authorized Seller/Company/Dealer.
2. Fulfill all the parameters as per technical specifications.

Note: In case the objection is not received within 10 days, the process of procurement of the said items will be done through PAC bidding/single procurement on Gem portal

Finance Officer

KGMU UP, Lucknow

King George's Medical University
Uttar Pradesh Lucknow



King George Medical University, U.P.,

Department of Plastic & Reconstructive Surgery

Lucknow - 226 003

Ph. 91-0522-2257446

website : www.kgmuplasticsurgery.edu.in, Email : kgmuplasticsurgery@gmail.com

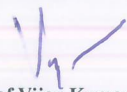


Proprietary Certificate


(Single Source Under the provision of sub Rule 166(I) and (III))


As per document provided by firm concerned we certify that:

01. The indented items/goods are manufactured by M/s EUROMI S.A., Belgil.
02. No other make or model is acceptable for the following reasons:
03. The Power Assisted Nutational Infrasonic Tissue Sparing Liposuction are Authorized dealer in india M/S Myovatec Surgical Systems(P),Ltd. New Delhi, M/s EUROMI S.A., Belgil. is manufacture of Power Assisted Nutational Infrasonic Tissue Sparing Liposuction .The accessories and consumable part of this equipment are also manufactured by M/s EUROMI S.A., Belgil.
04. Concurrence of finance wing to the proposal vide.
05. Approval of the competet authority vide-----.


Prof Vijay Kumar
Professor & Head
Department of Plastic Surgery
King George Medical University, UP
Lucknow.

Dr. Ravi Kumar
Assistant Professor
Department of Plastic Surgery
King George Medical University, UP
Lucknow. (Leave)


Prof Brijesh Mishra
Professor
Department of Plastic Surgery
King George Medical University, U.P.
Lucknow.


Dr. Harsh Yashwan
Assistant Professor
Department of Plastic Surgery
King George Medical University, U.P.
Lucknow.

Dr. D.N. Upadhyay
Additional Professor
Department of Plastic Surgery
King George Medical University, U.P.
Lucknow. (Leave)

Dr Sandhya Pandey
Assistant Professor
Department of Plastic Surgery
King George Medical University, U.P.
Lucknow. (Leave)



MYOVATEC Surgical Systems (P) Limited
12/42, Kalkaji Extension
New Delhi - 110019
India

March,01,2022

This is to certify and confirm that EUROMI S.A., located in Z.I. des Plénesses, 11 rue des Nouvelles Technologies, in 4821 ANDRIMONT in BELGIUM, manufacturer and inventor of the EVA sp systems and the Lipomatic / EVAMATIC, these are proprietary product of EUROMI SA, located in Z.I. des Plénesses, 11 rue des Nouvelles Technologies, in 4821 ANDRIMONT, in BELGIUM,

EVA sp System & Lipomatic / EVAMATIC

The product is presently being solely imported into India by M/s Myovatec Surgical Systems (P) Ltd for the purpose of supplying to the Indian market.

The authorization is valid for a period of five years until 2027

Yours faithfully,



s.a. EUROMI n.v.
Zoning Industriel des Plénesses
Rue des Nouvelles Technologies 11,
4821 ANDRIMONT

Tél. 32(0)87/29 22 22 - Fax 32(0)29 22 23
www.euromi.com - info@euromi.com

Alio ROBERT LASCHETTE
EXPORT SALES COORDINATOR



PROPRIETARY CERTIFICATE

From, N.V. EUROMI S.A.

Zoning Industriel des Plénesses | Rue des

Nouvelles Technologies 11 | B-4821 ANDRIMONT
(BELGIUM)

This is to certify and confirm that the N.V. EUROMI S.A., Z.I. des Plénesses, 11 rue des Nouvelles Technologies in 4821 ANDRIMONT, in BELGIUM is the sole manufacturer of EVA sp systems and the Lipomatic / EVAMATIC and these are proprietary product of N.V. EUROMI S.A., Z.I. des Plénesses, 11 rue des Nouvelles Technologies in 4821 ANDRIMONT

These products are presently being solely Imported into India by Myovatec Surgical Systems Pvt. Ltd., A-12/42-A, Kalkaji Extension, New Delhi, and also to appoint distributors, dealers and agents for selling range of products on our behalf.

Euromi

S.A. EUROMI n.v.
Zoning Industriel des Plénesses
Rue des Nouvelles Technologies 11,
4821 ANDRIMONT

Tél. 32(0)87/29 22 22 - Fax 32(0)29 22 23
www.euromi.com - info@euromi.com

ALICE ROBERT LASCHETTE
EXPORT SALES COORDINATOR



King George Medical University, U.P.,

Department of Plastic & Reconstructive Surgery

Lucknow - 226 003

Ph. 91-0522-2257446

website : www.kgmuplasticsurgery.edu.in, Email : kgmuplasticsurgery@gmail.com




Proprietary Certificate


(Single Source Under the provision of sub Rule 166(I) and (III))

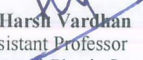
As per document provided by firm concerned we certify that:

01. The indented items/goods are manufactured by M/s Stemc Biyoteknoloji Anonim Sirketi, Turkey.
02. No other make or model is acceptable for the following reasons:
03. The Adipose Derived Regenerative Systems are Authorized dealer in india M/S Myovatec Surgical Systems(P),Ltd. New Delhi, M/s Stemc Biyoteknoloji Anonim Sirketi, Turkey is manufacture of Adipose Derived Regenerative Systems .The accessories and consumable part of this equipment are also manufactured by M/s Stemc Biyoteknoloji Anonim Sirketi, Turkey.
04. Concurrence of finance wing to the proposal vide.
05. Approval of the competet authority vide-----.


Prof Vijay Kumar
Professor & Head
Department of Plastic Surgery
King George Medical University, UP
Lucknow.

Dr. Ravi Kumar
Assistant Professor
Department of Plastic Surgery
King George Medical University, UP
Lucknow. (Leave)


Prof Brijesh Mishra
Professor
Department of Plastic Surgery
King George Medical University, U.P.
Lucknow.


Dr. Harsh Vardhan
Assistant Professor
Department of Plastic Surgery
King George Medical University, U.P.
Lucknow.

Dr. D.N. Upadhyay
Additional Professor
Department of Plastic Surgery
King George Medical University, U.P.
Lucknow. (Leave)

Dr Sandhya Pandey
Assistant Professor
Department of Plastic Surgery
King George Medical University, U.P.
Lucknow. (Leave)



June 19, 2023

LETTER OF
AUTHORIZATION

From: Stem C Biyoteknoloji Anonim Sirketi
(Merkez Mah. Baglar Cad. No:14 BBlok Ickapi
No:27,34406,Kagithane,Istanbul/Turkey,

TO: MYOVATEC SURGICAL SYSTEMS PVT, LTD
A-12/42A, MIG D.DA FLATS,
KALKAJI EXTENSIONNEW
DELHI-110019

StemC Biyoteknoloji A.S. hereby certifies that Myovatec Surgical Systems Pvt.Ltd., A-12/42A, Kalkaji Extension, New Delhi, Represented by Mr. A.D.Mathur as Director is our authorized distributor for Adipose-derived regenerative system, Nano cube & SVF Cube in the territory of India.

MYOVATEC SURGICAL SYSTEMS PVT, LTD is furthermore authorized to provide you with an after-sale service and support for supplying spare parts and others if required.

The authorization is valid for 5 (five) years.

With regards,

Cihan Günay
Chief Sales Officer

STEMC BIYOTEKNOLOJİ A.Ş.
Merkez Mah. Baglar Cad.
Kat:4 B:2 Blok No:14B/27 - 34406
Kagithane/İSTANBUL
Kagithane T.C. 34406/0815



PROPRIETARY CERTIFICATE

Date:19/06/2023

To Whom It May Concern,

We, Stemc Biyoteknoloji AS, are the manufacturers of Adipose-derived regenerative system, Lipocube Nano & SVF.

The anaerobic system with proprietary features of microdissection with special blade grid configuration is the proprietary technology of StemC, Istanbul.

Sincerely,

Cihan Günay
Chief Sales Officer

STEMC BIYOTEKNOLOJİ A.Ş.

Merkez Mah. Bağlar Cad.
Kat:4 B:2 Blok No:14B/27 - 34406
Kağıthane / İSTANBUL
Kırtane V.D.7410618815




Reference - CE/2023/ 606


Date - 04/09 /2023

Intubating Bronchoscope for existing C-MAC (06 sets)

S. No.	Description	OEM	Total Qty for 06 sets
1.	8404HX C-MAC® HD Video Laryngoscope D-BLADE, for adults, CMOS technology, for difficult intubation, with C-MAC® system interface, documentation of images and video sequences via BlueButton, with catheter introduction sizes 16-18 Fr. for use with C-MAC® Connecting Cable 8403X for C-MAC® Monitor 8403ZXX, 8404ZXX and C-MAC® PM 8403XD	Karl Storz	02
2.	8404HXP C-MAC® HD Video Laryngoscope D-BLADE Ped., pediatric, CMOS technology, for difficult intubation in children, with C-MAC® system interface, documentation of images and video sequences via BlueButton, for use with C-MAC® Connecting Cable 8403X for C-MAC® Monitor 8403ZXX, 8404ZXX and C-MAC® PM 8403XD	Karl Storz	01
3.	091361-06 Flexible Intubation Video-endoscope 3.5 x 65, sterile, for single use, package of 6, for use with C-MAC® Monitor 8403ZXX (with E-BOX TP012) and C-MAC® Monitor 8404ZXX Deflection up/down: 180°/180° Direction of view: 0° Angle of view: 90° Working length: 65 cm Working channel diameter: 1.2 mm Distal tip outer diameter: 3.5 mm	Karl Storz	08 (pack of 06)
4.	TP012 E-BOX, for flexible video-endoscopes (8-pin) for single use, compatible with C-MAC® Monitor 8403ZXX	Karl Storz	15
5.	39501LC3 Wire Tray, for the cleaning, sterilization and storage of three C-MAC® video laryngoscope blades, with silicone holders and lid, external dimensions (w x d x h): 480 x 250 x 105 mm	Karl Storz	15
6.	All C-Mac Monitors and Trolley Monitor and Power adapters and cables to be changed FOC within the scope of supply.	Karl Storz	23


Prof Avinash Agarwal
Faculty IC CEC


Prof Shadab Mohd.
Head
Dept. Oral & Maxillofacial Surgery
FODS, King George's Medical
University U.P. Lucknow.


Prof Haider Abbas
HOD EM


Dr Akshay Anand
Member


Dr Sai Saran PV
Member

Dr Rohit Srivastava
RMLIMS
External Expert



King George's Medical University UP Equipment Cell

Email – ce@kgmcindia.edu

Reference – CE/2023/_____

Date - ____/____/2023

Proprietary Article Certificate (as per General Financial Rules 2017)

Procuring the goods from a single source under the provision of sub Rule 166 (i) and 166 (iii) as applicable -

(i) The indented goods are manufactured by M/s Karl Storz


(ii) No other make or model is acceptable for the following reasons: The proposed items are made by Karl Storz only for their existing C-MAC intubating bronchoscopes already existing in the university.

(iii) Concurrence of finance wing to the proposal vide: Finance Officer KGMU


(iv) Approval of the competent authority vide: Hon'ble Vice Chancellor KGMU

Indenting Officer

On Behalf of the Equipment Cell


Prof Avinash Agarwal
Faculty IC CEC


Dr Akshay Anand
Member


Prof Shadab Mond
Head OMFS
Dept. Oral & Maxillofacial Surgery
FODS, King George's Medical
University U.P. Lucknow.


Dr Sai Saran PV
Member


Prof Haider Abbas
HOD EM



Shaping the Future of Endoscopy with you



KARL STORZ SE & Co. KG • PO Box 230 • 78503 Tuttlingen/Germany

To whom it may concern

Proprietary Certificate

This is to certify that M/S KARL STORZ SE & Co. KG, Dr.-Karl-Storz-Str. 34, D-78532 Tuttlingen, Germany is the legal holders of Proprietary Rights of “Flexible Intubation Video Endoscope (FIVE)” brand and manufacturers of “Flexible Intubation Video Endoscope (FIVE) with integrated Camera chip and LED light source”.

The design and specifications of “Flexible Intubation Video Endoscopes (FIVE) with integrated Camera Chip and LED light source” range are exclusive rights of M/S KARL STORZ SE & Co. KG, Tuttlingen, Germany.

No individual or company is authorized to use “Flexible Intubation Video Endoscopes (FIVE) with integrated Camera Chip and LED light source” brand or manufacture “Flexible Intubation Video Endoscope (FIVE)” range.

Tuttlingen, August 10th, 2022

For and on behalf of

KARL STORZ SE & Co. KG

i.A.

Denise Breithaupt
Global Sales Administration
Asia-Pacific, Bahrain, Oman

Office Address:
KARL STORZ SE & Co. KG
Dr.-Karl-Storz-Straße 34
78532 Tuttlingen/Germany
Phone: +49 7461 708-0
Fax: +49 7461 708-105
E-Mail: info@karlstorz.com
www.karlstorz.com

Bank Accounts:
UniCredit Bank AG
SWIFT: HYVEDEMM473
IBAN: DE62 6002 0290 0034 5326 05
Kreissparkasse Tuttlingen
SWIFT: SOLADES1TUT
IBAN: DE79 6435 0070 0000 0013 22

Deutsche Bank AG Tuttlingen
SWIFT: DEUTDE33
IBAN: DE09 6537 0075 0211 6390 00
Volksbank Schwarzwald-Donau-Neckar eG
SWIFT: GENODES1TUT
IBAN: DE97 6439 0130 0000 7720 03

Limited Partnership:
KARL STORZ SE & Co. KG
Dr.-Karl-Storz-Straße 34
78532 Tuttlingen/Germany
Place of Business: Tuttlingen
Commercial Register:
Stuttgart HRA 450442
VAT-ID-No. DE 142931059
WEEE Reg.-No. DE 74465858

Unlimited Partner:
KARL STORZ Verwaltungs SE
Dr.-Karl-Storz-Straße 34
78532 Tuttlingen/Germany
Place of Business: Tuttlingen
Commercial Register: Stuttgart HRB 762524
Managing Director:
Karl-Christian Storz
Chair of the Supervisory Board:
Dr. h. c. mult. Sybill Storz



Shaping the Future of Endoscopy with you

STORZ
KARL STORZ — ENDOSKOPE

KARL STORZ SE & Co. KG • PO Box 230 • 78503 Tuttlingen/Germany

To whom it may concern

Proprietary Certificate

This is to certify that M/S KARL STORZ SE & Co. KG, Dr.-Karl-Storz-Str. 34, D-78532 Tuttlingen, Germany is the legal holders of Proprietary Rights of C-MAC brand and manufacturers of "C-MAC Video-laryngoscope system with D-blade".

The design and trademark of "C-MAC Video-laryngoscope system with D-blade" range are exclusive rights of M/S KARL STORZ SE & Co. KG, Tuttlingen, Germany. No individual or company is authorized to use "C-MAC Video-laryngoscope system with D-blade" brand or manufacture C-MAC range.

Tuttlingen, September 12th, 2022

For and on behalf of

KARL STORZ SE & Co. KG

i.A. Benjamin Widemann
Director Asia-Pacific, Bahrain, Oman
Global Sales Administration

For and on behalf of M/s KARL STORZ SE & Co. KG

Office Address:
KARL STORZ SE & Co. KG
Dr.-Karl-Storz-Straße 34
78532 Tuttlingen/Germany
Phone: +49 7461 708-0
Fax: +49 7461 708-105
E-Mail: info@karlstorz.com
www.karlstorz.com

Bank Accounts:
Volksbank Schwarzwald-Donau-Neckar eG
SWIFT: GENO DES1TUT
IBAN: DE97 6439 0130 0000 7720 03
Commerzbank AG Tuttlingen
SWIFT: COBA DE FF 643
IBAN: DE69 6438 0011 0271 3305 00

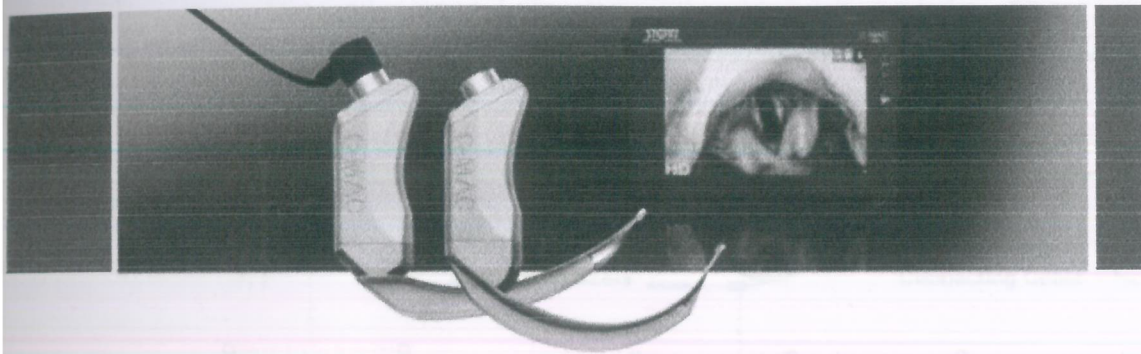
Kreissparkasse Tuttlingen
SWIFT: SOLA DES 1 TUT
IBAN: DE79 6435 0070 0000 0013 22
Deutsche Bank AG Tuttlingen
SWIFT: DEUT DESS653
IBAN: DE09 6537 0075 0211 6390 00

Limited Partnership:
KARL STORZ SE & Co. KG
Dr.-Karl-Storz-Straße 34
78532 Tuttlingen/Germany
Place of Business: Tuttlingen
Commercial Register:
Stuttgart HRA 450442
VAT-ID-No. DE 142931059
WEEE Reg.-No. DE 74465858

Unlimited Partner:
KARL STORZ Verwaltungs SE
Dr.-Karl-Storz-Straße 34
78532 Tuttlingen/Germany
Place of Business: Tuttlingen
Commercial Register: Stuttgart HRB 762524
Managing Director:
Karl-Christian Storz
Chair of the Supervisory Board:
Dr. h. c. mult. Sybill Storz

Choice Changes Everything

The C-MAC® HD series

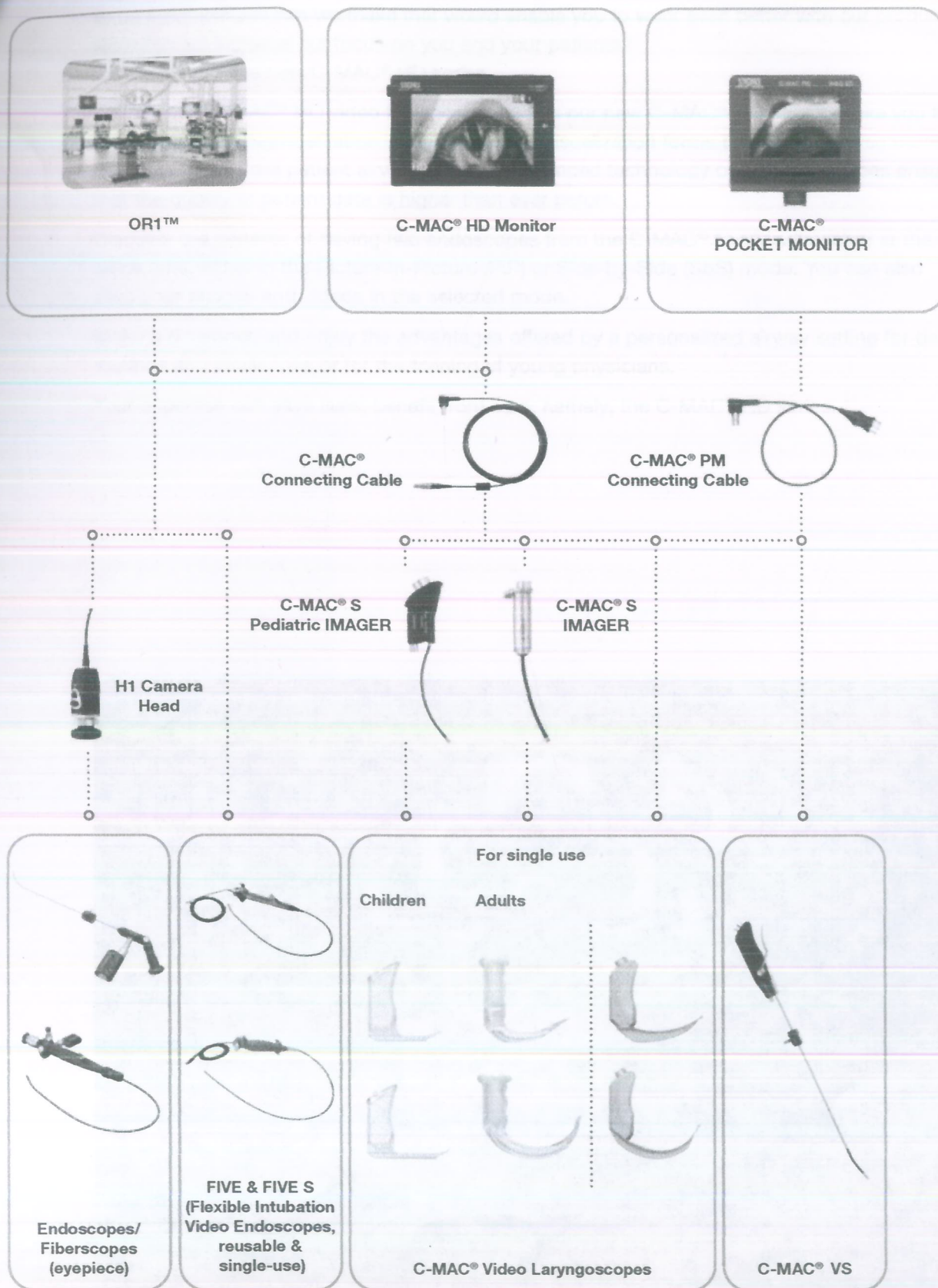


AN 9

STORZ
KARL STORZ—ENDOSKOPE



The C-MAC® System – We understand airway management!



The C-MAC® HD Series

What do you expect from an ideal airway management system?

What modifications can we make that would enable you to work even better with our products?

How can we increase our focus on you and your patients?

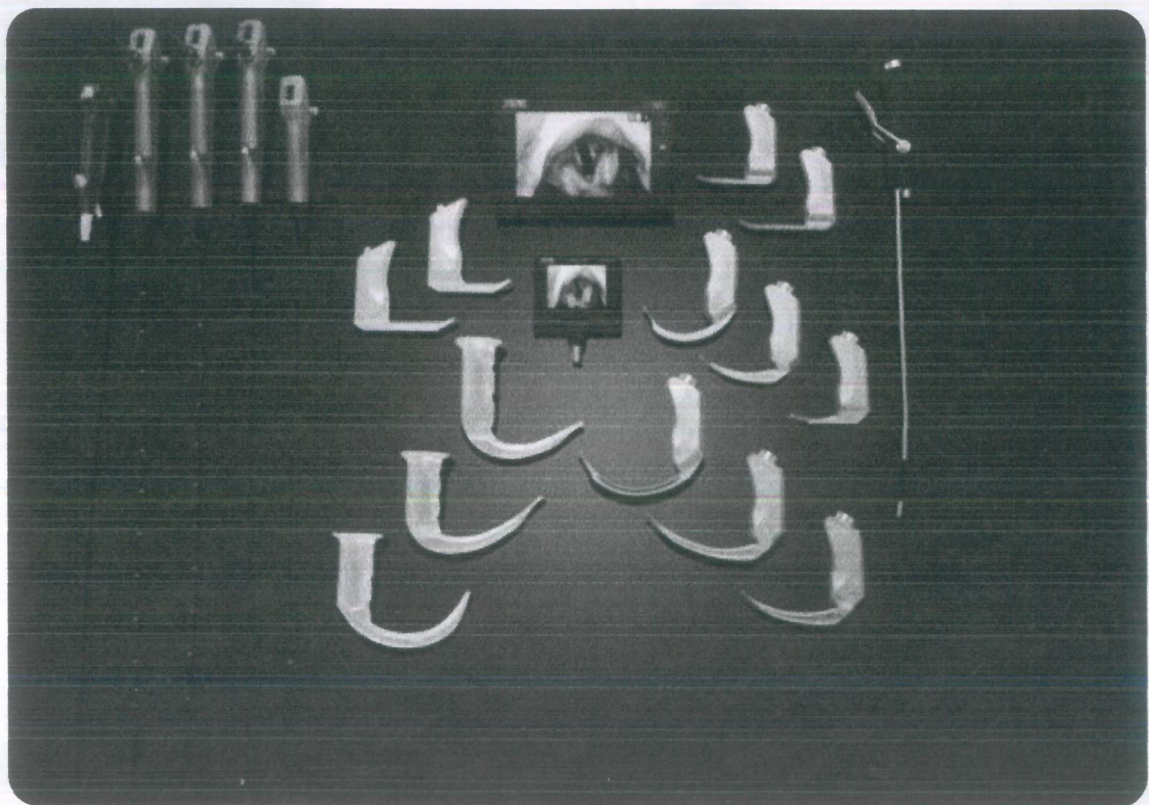
- Our answer: The new C-MAC® HD series.

Let our new C-MAC® HD video laryngoscopes and our new C-MAC® HD monitor take you to the next level of high-definition imaging. Our HD visualization forms the basis for even more realistic views of the patient airway while the advanced technology of our endoscopes ensures that the quality of patient data is higher than ever before.

Discover the benefits of having two endoscopes from the C-MAC® family connected at the same time, either in the Picture-in-Picture (PiP) or Side-by-Side (SbS) mode. You can also save your images and videos in the selected mode.

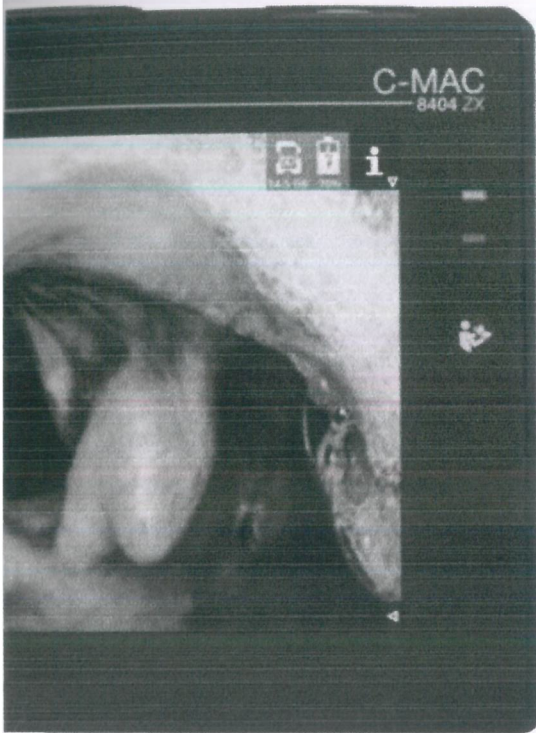
Make a difference and enjoy the advantages offered by a personalized airway setting for daily routines and challenges or for the training of young physicians.

Your expertise can save lives; benefit from ours, namely, the C-MAC® HD series.



on 7,

Heart of the C-MAC® System



**FIVE S (Flexible Intubation
Video Endoscopes –
for single use)**




**FIVE (Flexible Intubation
Video Endoscopes)**



**Retromolar
Intubation Endoscopes**



Intubation Fiberscopes



Handwritten signature or mark.

The C-MAC® POCKET MONITOR: The Er

- 3.5" OTI® (Open To Intubate) display with wide viewing angle (160°)
- High-contrast image even in bright daylight
- Universal C-MAC® system interface, tailored to your airway management solutions from KARL STORZ
- Real-time documentation for quality assurance
- Exchangeable, rechargeable lithium-ion battery – operation time approx. 60 min with capacity indicator in the monitor, always ready for use
- Completely watertight (IPX8)
- Flexible positioning of the monitor for the intubation of difficult-to-access patients
- Additional standard: RTCA/DO-160G



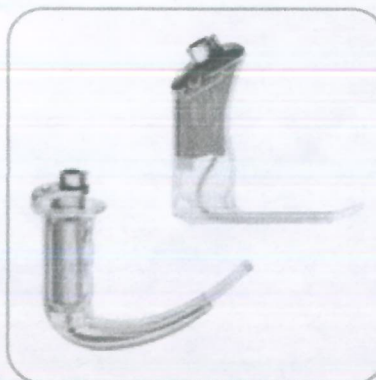
C-MAC® HD Video Laryngoscopes

- Standard MACINTOSH and MILLER video laryngoscopes for safe intubation in both indirect and direct laryngoscopy
- D-BLADE and D-BLADE Ped. with strong curvature for the difficult airway



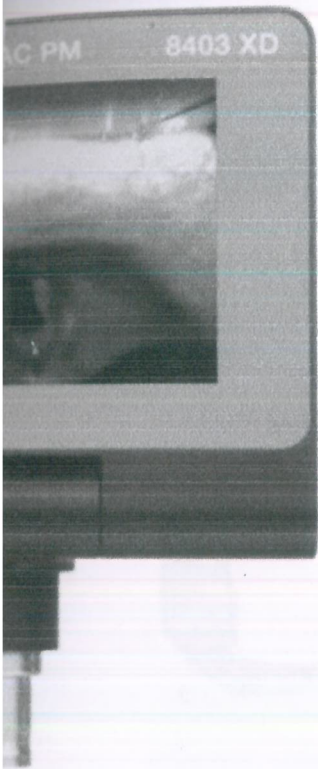
C-MAC® S Video Laryngoscopes

- Single-use video laryngoscopes for minimizing the risk of cross-contamination



Handwritten signature or mark.

Emergency Tool for Time-critical Situations



C-MAC® VS (Video Stylet)

- Deflectable distal tip combines the advantages of both rigid and flexible intubation endoscopes



C-MAC® PM Connecting Cable

- The C-MAC® PM connecting cable enables flexible positioning of the monitor for difficult-to-access areas

1
on →


The C-MAC® HD Video Laryngoscopes

For clearer visualization

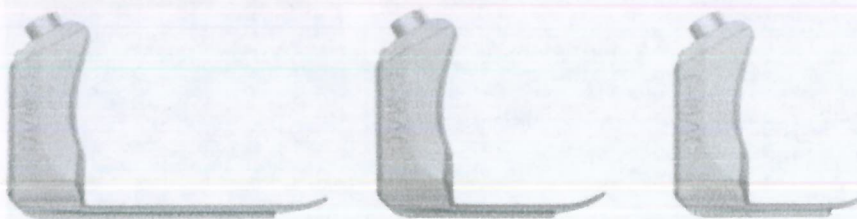
- We raise your standards – visualization of intubation in HD (800p)*
- Lighter, better impact-resistance, more robust – the new TITANIUM handle
- When seconds count – plug-and-play with C-MAC® HD
- BlueButton for real-time documentation in HD*
- Added safety thanks to the improved telescope mount
- Can be combined with C-MAC® monitors of the 3rd and 4th generations
- Validated for all standard reprocessing methods up to 93 °C
- Protect yourself and others – maintain your distance with C-MAC® HD video laryngoscopes

*with Monitor 8404ZXK only

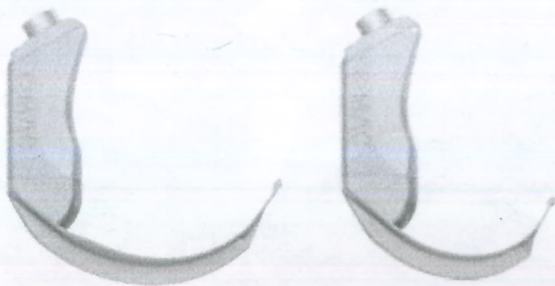
C-MAC® MACINTOSH #4, #3, #2, #0



C-MAC® MILLER #2, #1 and #0



✓ C-MAC® D-BLADE and D-BLADE Ped.



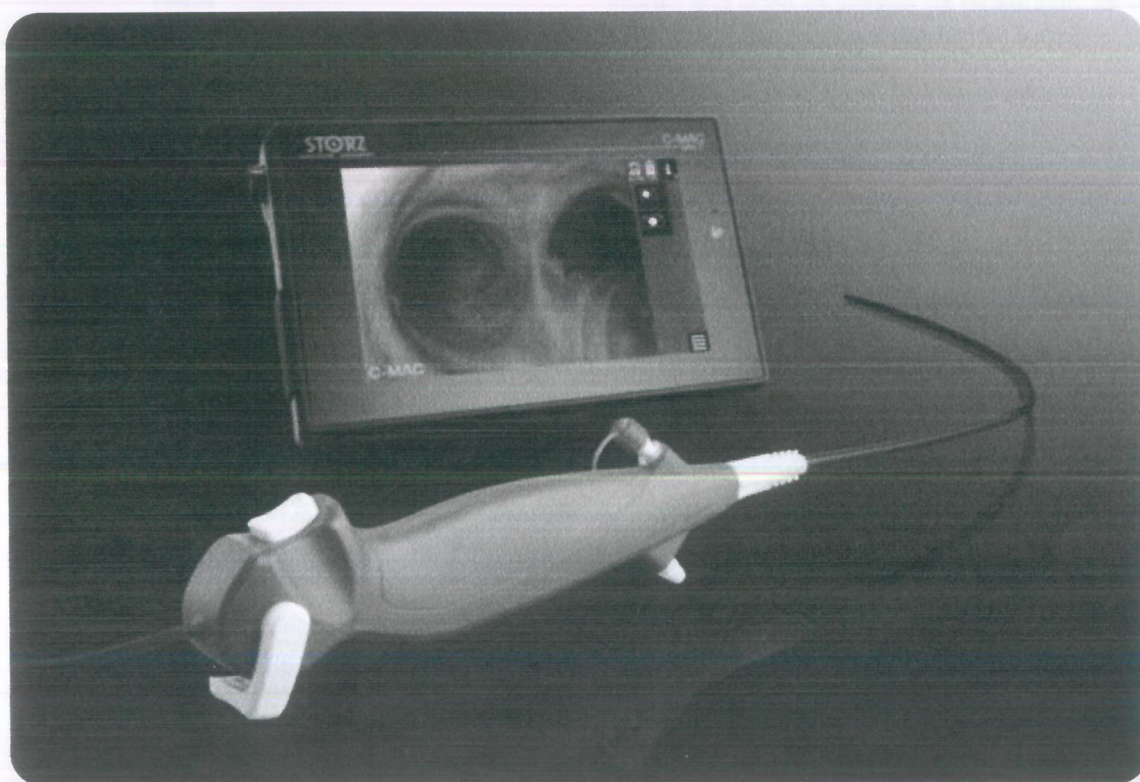
1
nas

The C-MAC® FIVE S

Choice Changes Everything

Although this endoscope is designed for single use, you can expect the same standards as you would from any other endoscope from KARL STORZ. With respect to sheath stiffness, precise deflection and image quality in particular, we applied the quality standards of our reusable FIVE to the FIVE S.

- Be inspired by our image quality and combine our reusable FIVEs with our FIVE S single-use endoscopes
- Discover the new tactile feel of the FIVE S with our new handle design and color coding for size identification
- Very good maneuverability, thanks to the special sheath design with additional rigidity, tailored to your indications in airway management
- Perform at a new level – suction within seconds at the touch of a button with a working channel diameter of 2.2 mm
- Let yourself be impressed with the practical tube fixation on the handle and the good gliding properties when withdrawing the endotracheal tube
- Enhance your workflow flexibility and efficiency and benefit from permanent product availability without complex reprocessing cycles thanks to our protective sterile packaging with click protection






8404EXC

C-MAC® HD Video Laryngoscope MAC #0, CMOS technology, with MACINTOSH laryngoscope blade, size 0, with C-MAC® system interface, documentation of images and video sequences via BlueButton, for use with C-MAC® Connecting Cable 8403X for C-MAC® Monitor 8403ZXK, 8404ZXK and C-MAC® PM 8403XD



8404MXC

C-MAC® HD Video Laryngoscope MIL #2, CMOS technology, with MILLER laryngoscope blade, size 2, with C-MAC® system interface, documentation of images and video sequences via BlueButton, for use with C-MAC® Connecting Cable 8403X for C-MAC® Monitor 8403ZXK, 8404ZXK and C-MAC® PM 8403XD



8404GXC

C-MAC® HD Video Laryngoscope MIL #1, CMOS technology, with MILLER laryngoscope blade, size 1, with C-MAC® system interface, documentation of images and video sequences via BlueButton, for use with C-MAC® Connecting Cable 8403X for 8403ZXK, 8404ZXK and C-MAC® PM 8403XD



8404DXC

C-MAC® HD Video Laryngoscope MIL #0, CMOS technology, with MILLER laryngoscope blade, size 0, with C-MAC® system interface, documentation of images and video sequences via BlueButton, for use with C-MAC® Connecting Cable 8403X for 8403ZXK, 8404ZXK and C-MAC® PM 8403XD



8404HX

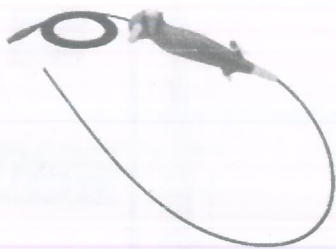
C-MAC® HD Video Laryngoscope D-BLADE, for adults, CMOS technology, for difficult intubation, with C-MAC® system interface, documentation of images and video sequences via BlueButton, with catheter introduction sizes 16-18 Fr. for use with C-MAC® Connecting Cable 8403X for C-MAC® Monitor 8403ZXK, 8404ZXK and C-MAC® PM 8403XD



8404HXP

C-MAC® HD Video Laryngoscope D-BLADE Ped., pediatric, CMOS technology, for difficult intubation in children, with C-MAC® system interface, documentation of images and video sequences via BlueButton, for use with C-MAC® Connecting Cable 8403X for C-MAC® Monitor 8403ZXK, 8404ZXK and C-MAC® PM 8403XD

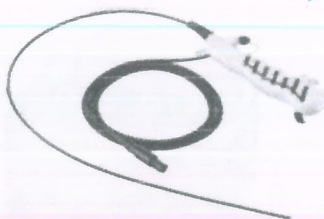
1
an,



0915612-06 **Flexible Intubation Videoendoscope 5.3 x 65,** STERILE

sterile, for single use, package of 6, for use with
C-MAC® Monitor 8403ZX in conjunction with E-BOX
(TP012) or C-MAC® Monitor 8404ZX, E-BOX for X-LINK
(TC028) and TELE PACK+ (TP101)

Deflection up/down: 180°/180°
Direction of view: 0°
Angle of view: 90°
Working length: 65 cm
Working channel diameter: 2.2 mm
Distal tip outer diameter: 5.3 mm



091361-06 **Flexible Intubation Videoendoscope 3.5 x 65,** STERILE


sterile, for single use, package of 6, for use with
C-MAC® Monitor 8403ZXK (with E-BOX TP012) and
C-MAC® Monitor 8404ZXK

Deflection up/down: 180°/180°
Direction of view: 0°
Angle of view: 90°
Working length: 65 cm
Working channel diameter: 1.2 mm
Distal tip outer diameter: 3.5 mm



TP012

E-BOX, for flexible videoendoscopes (8-pin)
for single use, compatible with
C-MAC® Monitor 8403ZXK




8404YA*

Rolling Stand, for C-MAC® monitor, height 1340 cm, with five antistatic castors, cross tube connection and crossbar 250 mm, diameter 25 mm, for positioning the monitor, storage tray dimensions (w x d x h): 300 x 200 x 150 mm, with blade holder and cable winder, for use with:

ET11-367224 **Crossbar 500 mm**

ET11-367154 **Crossbar 700 mm**

* The instruments displayed are not delivered with the stand.



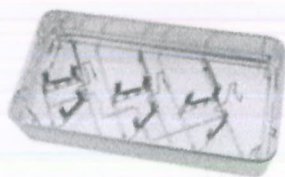
8404AKH

Wire Tray, including blade holder for C-MAC® and cable winder, consisting of:

8404AK **Wire Tray**

ET11-367163 **Blade Holder for C-MAC®**

ET11-367905 **Cable Winder**, for use with standard rails 10 x 25 mm



39501LC3

Wire Tray, for the cleaning, sterilization and storage of three C-MAC® video laryngoscope blades, with silicone holders and lid, external dimensions (w x d x h): 480 x 250 x 105 mm



8404IFH

Holder for Flexible Endoscopes, for mounting to standard tubes, incl. installation accessories

11301BC

ProShield Protection Tube, for flexible telescopes, unsterile, for single use, package of 10, distal closed, for use with Holder for Flexible Endoscopes 29005IFH

Handwritten signature



King George's Medical University U.P., Lucknow-226003 (U.P.) INDIA

Ph. 91-0522-2257540

Fax :91-0522-2257539

Website : www.kgmcindia.edu

Ref. 35/P&PS/FO/2016-17

Date: 29/9/2016

To,
M/s Pee Vee Enterprises,
42, Valmiki Marg, Lalbagh,
Hazratganj,
Lucknow - 226023
Mob. No. 9415020996, 8853530595

Dear Sir,

We are pleased to inform you that in reference to Tender Notice No. 141/PS/FO/2015-16 dated 30.12.2015 the rate quoted by you towards the supply & installation of Item No. 23 (A) Bronchoscope with Fibre-Optic & Rigid/Video Bronchoscope With Light Source/Fibre Optic Bronchoscope for Various Department as per quoted specifications, have been approved by the Purchase Committee at its 24th meeting held on 08.07.2016 & High Level Purchase Committee at its 45th meeting held on 26.07.2016 on rate contract effective for 03 Financial Years i.e. 2015-16 to 2017-18. The Hon'ble Vice Chancellor has given his approval for the purchase of Bronchoscope with Fibre-Optic & Rigid/Video Bronchoscope With Light Source/Fibre Optic Bronchoscope for Various Department as per the details given below:-

Model / Cat No.	Description	Qty	Unit Price In INR
Karl Storz	Bronchoscope with Fibre-Optic & Rigid/Video Bronchoscope With Light Source/Fibre Optic Bronchoscope Principal Name: KARL STORZ GmbH & Co. KG Mittelstrasse 8, D-78532 Tuttlingen Germany (Supply as per tender Specification)	Supply the equipment in following deptt. as per mentioned qty. Anesthesia (Critical Care Unit = 01 ENT = 01 Medicine ICU Unit = 01 Oral & Maxillofacial Surgery = 01 Pulmonary & Critical Care Medicine = 01 Plastic Surgery = 01 Trauma & Emergency = 01 Thoracic Surgery = 01 Total = 08	22,19,147.00
		Add : VAT @ 5%	1,10,957.35
		Grand Total Price are FOR Destination	23,30,104.35
		Rupees Twenty Three Lac Thirty Thousand One Hundred Four Thirty Five only (inclusive of all Taxes)	
	Required Qty. as per G.O.	08xRs. 23,30,104.35	1,86,40,834.80
		Round Off	1,86,40,835.00
		Rupees One Crore Eighty Six Lac Forty Thousand Eight Hundred Thirty Five only (inclusive of all Taxes)	
As per negotiation held on 29.08.2016			
Warranty: 06 years			
CMC: (Per unit):			
After expiry of warranty period CMC for 7 th to 11 th year = Rs. 33,287/-per year (Taxes inclusive)			
Note: 1. Warranty for a period of 72 months will be count from the date of satisfactory installation			
2. Supplier has to provide Quarterly Preventive Maintenance of the Equipment without any additional cost.			

Therefore, you are requested to supply & install the above item in the above department as per qty. mentioned against their names, as per terms and conditions of the tender quoted in your tender addressed to the Finance Officer/Head of Common Equipments for Various Department K.G.M.U. U.P. Lucknow.

Please note the following terms and conditions: —

1. The confirmation of the receipt of the purchase order should reach within seven days of date of dispatch of order.

[Signature]
Finance Officer
K.G.M.U. U.P.


2. Security money to the tune of 10% of ordered value must be submitted to the Finance Officer, King George's Medical University U.P., Lucknow only in shape of FDR of Nationalized Bank for 06 years (payable at Lucknow) in favour of Finance Officer, King George's Medical University, U.P., Lucknow within fifteen days from the date of dispatch of this order.
3. Goods must reach the concerned Departments within 04-06 weeks (30 - 45 days) of dispatch of this order.
4. After supply installation, and commissioning of the equipment, the bill in triplicate be submitted separately first to the concerned HOD/Incharge. The HOD/Incharge shall verify the bill in manner mentioned as below. The duly verified bill in triplicate then shall be sent by the HOD to the Finance officer for making payment. The Finance Officer shall process the payment only after the received goods have also been properly recorded by the Finance Officer in the Central Stock Book of the University.
5. Please Note: —
 - 1) Custom duty & custom clearance if applicable, of the goods to be supplied has to be done by the supplier. The custom duty & clearance charges shall be reimbursed by the University on presentation of the original documentary proof presented to the Finance Officer of the University. Any type of demurrage will be borne by the concerned firm.
 - 2) In addition to those mentioned in this order, all the terms and conditions of the tender documents referred above shall be applicable and are deemed to be integral part of this Purchase Order.
 - 3) Prices are on FOR destination basis, with no scope of escalation.
 - 4) The place of delivery shall be the **above department as per qty. mentioned against their names** in the King George's Medical University U.P., Lucknow. The equipment has to be installed at such a place as may be identified and instructed by the Head/incharge, **above department**. The installation shall be at your cost.
 - 5) For the sake of CMC the delivery shall be reckoned from the date of installation.
 - 6) In the case of non-supply of materials/equipments/machines within stipulated period, it will be at the discretion of the King George's Medical University UP, Lucknow to accept delivery with late delivery clause. If the delivery is not effected on due date, the Vice Chancellor, King George's Medical University, U.P., Lucknow will have the right to impose penalty as under:

First extension for month or part thereof ----@ 2%
Second extension for an additional month ----@ 3%
of part thereof.
In case of non-supply -----@ 7.5%

Or

In case of default in delivery or if it is found that the goods supplied are not in accordance with the specifications of the contract and are not replaced within a reasonable time frame of the warranty conditions being invoked, the University will have the right to procure the ordered item from open market /another party under risk purchase clause.


- 7) The delivery of equipment shall be deemed to have been made only on the date of installation


Finance Officer
University, U.P.

of the equipment. Any delay in the same shall attract penal charges as contained in the tender documents.

- 8) You are bound to provide on site/off site warranty for the items mentioned above for a period of **72 months** from the date of satisfactory installation. Thereafter, the equipments shall be covered under CMC at the rates provided above:
- 9) The challan accompanying the goods shall contain the following information:
- Challan No. & Date
 - Purchase order no. & Date.
 - Name & Brief description of the item.
 - Details of accessories supplied.
 - Quantity of items supplied.
 - Date of Manufacturing & Product Identification No., if any.
- 10) Bill has to be submitted in triplicate separately to the *Above Mentioned Departments* which should have the following information :
- Bill No. & Date
 - Challan No. & Date
 - Purchase order no. & date.
 - Name & Brief description of the item.
 - Details of accessories supplied.
 - Quantity of items supplied.
 - Date of Manufacturing & Product Identification No., if any.
 - Cost in Rs.
6. Payment shall be released on completion of all formalities to the satisfaction of the Finance Officer, K.G.M.U. U.P. Lucknow.

Yours sincerely,


(M.K. Agarwal)
Finance Officer

Ref. 29...../P&PS/FO/2016-17

Date: 29/12 /2016

Copy to.:

1. The Head/Incharge, Department of Anaesthesia (Critical Care Unit / ENT / Medicine ICU Unit / Oral & Maxillofacial Surgery / Pulmonary & Critical Care Medicine / Plastic Surgery / Trauma & Emergency / Thoracic Surgery with the request to kindly make it convenient to receive the supply of the above ordered equipment(s), issue instructions for installation and verify the satisfactory commissioning of the equipment through Head of Common Equipments for Various Department along with :
- Proper verification of the goods as per tender specifications.
 - Installation verification certificate to your satisfaction. To be recorded on reverse of original Bill.
 - Commissioning verification certificate to your satisfaction to be mentioned, on the reverse of the original Bill.
2. Head, Common Equipments for Various Department, K.G.M.U., Lucknow with the request to kindly make it convenient to verify the satisfactory commissioning of the equipment.
3. In-Charge Contingency Section, Finance Office, K.G.M.U. U.P. Lucknow.

(M. K. Agarwal)
Finance Officer



King George's Medical University U.P., Lucknow-226003 (U.P.) INDIA

Ph. 91-0522-2257540

Fax :91-0522-2257539

Website : www. kgmcindia.edu

Ref.17/P&PS/FO/2016-17

Date: 22.1.2016

To,

M/s Pee Vee Enterprises,
42, Valmiki Marg, Lalbagh,
Hazratganj,
Lucknow - 226023
Mob. No. 9415020996, 8853530595

Dear Sir,


We are pleased to inform you that in reference of Rate Contract No. 81/P&PS/F.O./2016-17 dated 20/10/2016, kindly supply the following item(s) as per details given below:-

Model / Cat No.	Description	Qty	Unit Price In INR
Karl Storz	Bronchoscope with Fibre-Optic & Rigid/Video Bronchoscope With Light Source/Fibre Optic Bronchoscope Principal Name: KARL STORZ GmbH & Co, KG, Mittelstrasse 8, D-78532, Tuttlingen Germany (Supply as per tender Specification)	Supply the equipment in following deptt. as per mentioned qty. Anaesthesia = 02 Human Organ Transplant -01 Medicine ICU Unit = 01 Oral & Maxillofacial Surgery = 01 Padiatric Surgery -01 Padiatric 01 Trauma Centre = 01 Thoracic Surgery =01 Trauma II = 05 Total = 14	22,19,147.00
		Add : VAT @ 5%	1,10,957.35
		Grand Total Price are FOR Destination	23,30,104.35
Rupees Twenty Three Lac Thirty Thousand One Hundred Four Thirty Five only (inclusive of all Taxes)			
	Required Qty. as per G.O.	14xRs. 23,30,104.35	3,26,21,460.90
		Round Off	3,26,21,461.00
Rupees Three Crore Twenty Six Lac Twenty One Thousand Four Hundred Sixty One Only (inclusive of all Taxes)			
As per negotiation held on 29.08.2016			
Warranty: 06 years			
CMC: (Per unit):			
After expiry of warranty period CMC for 7 th to 11 th year = Rs. 33,287/-per year (Taxes Inclusive)			
Note: 1. Warranty for a period of 72 months will be count from the date of satisfactory installation.			
2. Supplier has to provide Quarterly Preventive Maintenance of the Equipment without any additional cost.			

Therefore, you are requested to supply & install the above item in the above department as per qty. mentioned against their names, as per terms and conditions of the tender quoted in your tender addressed to the Finance Officer/Head of Common Equipments for Various Department K.G.M.U. U.P. Lucknow.

Please note the following terms and conditions: —

1. The confirmation of the receipt of the purchase order should reach within seven days of date of dispatch of order.
2. Security money to the tune of 10% of ordered value must be submitted to the Finance Officer, King George's Medical University U.P., Lucknow only in shape of FDR of Nationalized Bank for 06 years (payable at Lucknow) in favour of Finance Officer, King George's Medical University, U.P., Lucknow within fifteen days from the date of dispatch of this order.


K.G's. Medical University,
LUCKNOW


3. Goods must reach the concerned Departments within **04-06 weeks (30 – 45 days)** of dispatch of this order.
4. After supply installation, and commissioning of the equipment, the bill in triplicate be submitted separately first to the concerned HOD/Incharge. The HOD/Incharge shall verify the bill in manner mentioned as below. The duly verified bill in triplicate then shall be sent by the HOD to the Finance officer for making payment. The Finance Officer shall process the payment only after the received goods have also been properly recorded by the Finance Officer in the Central Stock Book of the University.
5. Please Note: —
 - 1) Custom duty & custom clearance if applicable, of the goods to be supplied has to be done by the supplier. The custom duty & clearance charges shall be reimbursed by the University on presentation of the original documentary proof presented to the Finance Officer of the University. Any type of demurrage will be borne by the concerned firm.
 - 2) In addition to those mentioned in this order, all the terms and conditions of the tender documents referred above shall be applicable and are deemed to be integral part of this Purchase Order.
 - 3) Prices are on FOR destination basis, with no scope of escalation.
 - 4) The place of delivery shall be the **above department as per qty. mentioned against their names** in the King George's Medical University U.P. Lucknow. The equipment has to be installed at such a place as may be identified and instructed by the Head/incharge, **above department**. The installation shall be at your cost.
 - 5) For the sake of CMC the delivery shall be reckoned from the date of installation.
 - 6) In the case of non-supply of materials/equipments/machines within stipulated period, it will be at the discretion of the King George's Medical University UP, Lucknow to accept delivery with late delivery clause. If the delivery is not effected on due date, the Vice Chancellor, King George's Medical University, U.P., Lucknow will have the right to impose penalty as under:

First extension for month or part thereof ----@2%.
 Second extension for an additional month -----@ 3%
 of part thereof.
 In case of non-supply -----@ 7.5%

Or


In case of default in delivery or if it is found that the goods supplied are not in accordance with the specifications of the contract and are not replaced within a reasonable time frame of the warranty conditions being invoked, the University will have the right to procure the ordered item from open market /another party under risk purchase clause.

- 7) The delivery of equipment shall be deemed to have been made only on the date of installation of the equipment. Any delay in the same shall attract penal charges as contained in the tender documents.
- 8) You are bound to provide on site/off site warranty for the items mentioned above for a period of **72 months** from the date of satisfactory installation. Thereafter, the equipments shall be covered under CMC at the rates provided above:


 Finance Officer
 K. G's. Medical University,
 LUCKNOW

- 9) The challan accompanying the goods shall contain the following information:
- Challan No. & Date
 - Purchase order no. & Date.
 - Name & Brief description of the item.
 - Details of accessories supplied.
 - Quantity of items supplied.
 - Date of Manufacturing & Product Identification No., if any.
- 10) Bill has to be submitted in triplicate separately to the *Above Mentioned Departments* which should have the following information :
- Bill No. & Date
 - Challan No. & Date
 - Purchase order no. & date.
 - Name & Brief description of the item.
 - Details of accessories supplied.
 - Quantity of items supplied.
 - Date of Manufacturing & Product Identification No., if any.
 - Cost in Rs.
6. Payment shall be released on completion of all formalities to the satisfaction of the Finance Officer, K.G.M.U. U.P. Lucknow.

Yours sincerely,


(M.K. Agarwal)
Finance Officer
K.G's. Medical College, U.P.
LUCKNOW

Ref. /P&PS/FO/2016-17

Date: / /2016

Copy to. :

- The *Head/Incharge, Department of Anaesthesia (Critical Care Unit / ENT / Medicine ICU Unit / Oral & Maxillofacial Surgery / Pulmonary & Critical Care Medicine / Plastic Surgery / Trauma & Emergency / Thoracic Surgery* with the request to kindly make it convenient to receive the supply of the above ordered equipment(s), issue instructions for installation and verify the satisfactory commissioning of the equipment **through Head of Common Equipments for Various Department** along with :
 - Proper verification of the goods as per tender specifications.
 - Installation verification certificate to your satisfaction. To be recorded on reverse of original Bill.
 - Commissioning verification certificate to your satisfaction to be mentioned, on the reverse of the original Bill.
- Head, Common Equipments for Various Department, K.G.M.U., Lucknow** with the request to kindly make it convenient to verify the satisfactory commissioning of the equipment.
- In-Charge Contingency Section, Finance Office, K.G.M.U. U.P. Lucknow.

(M. K. Agarwal)
Finance Officer



King George Medical University, U.P.,

Department of Plastic Surgery

Lucknow - 226 003

Ph. 91-0522-2257446, Fax No.0522-2258318

website : www.kgmuplasticsurgery.edu.in, Email : kgmuplasticsurgery@gmail.com



Ref. ...113..../PS/2017

Date: 29.12.2017

To,

Ms Pee Vee Enterprises,
42, Valmiki marg, Lalbagh,
Hazratgang,
Lucknow-226023

Dear Sir,

We are pleased to inform you that in reference of Rate Contract No. 81/P&PS/F.O./2016-17 dated 20/10/2016, kindly supply the following item(s) as per details given below :-

Model / Cat No.	Description	Qty	Unit Price In INR	Total Amount In INR
Kari Storz	Bronchoscope with Fibre-Optic & Rigid/ Video Bronchoscope with light Source/fibre optic Bronchoscope. Manufacturer & Country of origin : Karl Storz GmbH&Co.,KG. Germany/USA (Supply as per tender Sepecification)	01 Nos	Rs. 22,19,147.00	Rs. 22,19,147.00
Total				Rs. 22,19,147.00
(Taxes Extra as per applicable)				
Total: Rupees Twenty Two Lacs Nineteen Thousand One Hundred Forty Seven only				
As per negotiation held on 29.08.2016				
Warranty : 06 years				
CMC : (Per Unit, Per Year)				
7th year : Rs. 33,287.00				
8th year : Rs. 33,287.00				
9th year : Rs. 33,287.00				
10th year : Rs. 33,287.00				
11th year : Rs. 33,287.00				
(Taxes Inclusive)				
Note:				
1. Warranty for a period of 72 months will be count from the date of satisfactory installation.				
2. Supplier has to provide Quarterly Preventive Maintenance of the Equipment without any additional cost.				

Model No./Cat No.	Name of items with full specification etc.	Qty.
KARL STORZ	Bronchoscope with Fibre-Optic & Rigid/Video Bronchoscope With Light Source / Fibre Optic Bronchoscope	
11301BNXK	Flexible Intubation Video Endoscope Set 5.5 x 65, CMOS technology, with suction valve, for use with C-MAC® Monitor 8402 ZX/8403 ZX and C-HUB® 20290101 Deflection up/down: 140°/140° Direction of view: 0° Angle of view: 120° Working length: 65 cm Total length: 94 cm Working channel inner diameter: 2.1 mm Distal tip outer diameter: 5.5 mm Accessories included in delivery: 11301 BNX Flexible Intubation Video Endoscope 5.5 x 65 27677 FV Case 11025 E Pressure Compensation Cap 13242 XL Leakage Tester 11301 CFX Tube Holder 27651 B Cleaning Brush 11301 CD1 Irrigation Adaptor 11301 CE1 Suction Valve 10309 E Bronchoscope Insertion Tube, size 4, sterile 29100 Plug, black, package of 10 8401 YZ Protection Cap for use with C-MAC® Monitor 8402 ZX/ 8403 ZX and C-HUB 20290101	1
8403ZX	C-MAC® Monitor for CMOS Endoscopes, screen size 7" with 1280 x 800 pixel resolution, two camera inputs, a USB and a HDMI port, optimized user interface, video and image capturing in real time on SD card, playback of recorded video clips and still images, data transfer from SD card to USB flash drive possible, splash-proof according to IP54, suitable for wipe disinfection, shock-resistant ABS plastic housing, intelligent power management with rechargeable Li-Ion batteries, VESA 75 mounting option, power adaptor for EU, UK, USA and Australia, power supply 110 - 240 VAC, 50/60 Hz consisting of: 8403 ZX C-MAC® Monitor 8401 YZ Protection Cap 8401 YCA VESA 75 Quick Clip ET27-30-0004943 Power Supply Set for use with CMOS video endoscopes	1
27651B	Cleaning Brush, round, flexible, outer diameter 3 mm, for working channel diameter 1.8 - 2.6 mm, length 100 cm	1
13242XL	Leakage Tester with bulb and manometer	1
10309	Bronchoscope Insertion Tube size 4, sterile with external Biteblock, single use, sterile, length 85mm; material EVA. Pack to 10 pieces. use with: Intubation Fiberscopes	1
11001KL	Biopsy Forceps reusable, round cupped jaws, fenestrated, flexible, double action jaws, diameter 1.8 mm, working length 120 cm, for use with working channels as of size 2.2 mm	1
11002KS	Grasping Forceps, alligator jaws, reusable, flexible, double action jaws, diameter 1.8 mm, working length 120 cm, for use with working channels as of size 2.2 mm	1
9619NB	19" HD Monitor, color systems PAL/NTSC, max. screen resolution 1280 x 1024, image format 4:3, power supply 100 - 240 VAC, 50/60 Hz, wall-mounted with VESA 100 adaption, Video inputs: DVI, VGA, S-Video, Composite Video outputs: DVI, S-Video, Composite, including: External 24 VDC Power Supply Mains Cord	1
9626SF	Monitor Stand, with integrated cable channel,	1
UG110	Equipment Cart narrow, small, rides on 4 antistatic dual wheels equipped with locking brakes, mains switch on cover, energy beam with integrated electrical subdistributors with 6 sockets, grounding plugs, Dimensions in mm (w x h x d): Equipment cart: 660 x 1265 x 730, Shelf: 450 x 25 x 510, Caster diameter: 150 mm consisting of: UG 010 Base Module, equipment cart, narrow UG 020 Cover, equipment cart, narrow UG 041 Beam Package, equipment cart, small 2x UG 603 Shelf, narrow UG 601 Drawer Unit with Lock, narrow 2x UG 608 Equipment Rail, long	1

Therefore, you are requested to supply & install the above item in the **Department of Plastic Surgery** as per terms and conditions of the tender quoted in your tender addressed to the superintendent Officer/Head of **Department of Plastic Surgery, K.G.M.U. U.P. Lucknow.**

Please note the following terms and conditions: —

1. The confirmation of the receipt of the purchase order should reach within seven days of date of dispatch of order.
2. Security money to the tune of 10% of ordered value must be submitted to the Finance Officer, King George's Medical University U.P., Lucknow only in shape of FDR of Nationalized Bank for five years (payable at Lucknow) in favour of Finance Officer, King George's Medical University, U.P., Lucknow within fifteen days from the date of dispatch of this order.
3. Goods must reach the concerned Department within **06 weeks** of dispatch of this order.
4. After supply installation, and commissioning of the equipment, the bill in triplicate be submitted first to the concerned HOD/Incharge. The HOD/Incharge shall verify the bill in manner mentioned as below. The duly verified bill in triplicate then shall be sent by the HOD to the Finance officer for making payment. The Finance Officer shall process the payment only after the received goods have also been properly recorded by the Finance Officer in the Central Stock Book of the University.
5. Please Note: —
 - 1) Custom duty & custom clearance if applicable, of the goods to be supplied has to be done by the supplier. The custom duty & clearance charges shall be reimbursed by the University on presentation of the original documentary proof presented to the Finance Officer of the University. Any type of demurrage will be borne by the concerned firm.
 - 2) In addition to those mentioned in this order, all the terms and conditions of the tender documents referred above shall be applicable and are deemed to be integral part of this Purchase Order.
 - 3) Prices are on FOR destination basis, with no scope of escalation.
 - 4) The place of delivery shall be the **Department of Plastic Surgery** in the King George's Medical University U.P. Lucknow. The equipment has to be installed at such a place as may be identified and instructed by the Head/incharge, **Department of Plastic Surgery**. The installation shall be at your cost.
 - 5) For the sake of CMC the delivery shall be reckoned from the date of installation.
 - 6) In the case of non-supply of materials/equipments/machines within stipulated period, it will be at the discretion of the King George's Medical University UP, Lucknow to accept delivery with late delivery clause. If the delivery is not effected on due date, the Vice Chancellor, King George's Medical University, U.P., Lucknow will have the right to impose penalty as under:

• First extension for month or part thereof	---- @ 2%.
• Second extension for an additional month of part thereof	---- @ 3%
• In case of non-supply	----@ 7.5%

Or

In case of default in delivery or if it is found that the goods supplied are not in accordance with the specifications of the contract and are not replaced within a reasonable time frame of the warranty conditions being invoked, the University will have the right to procure the ordered item from open market /another party under risk purchase clause.

- 7) The delivery of equipment shall be deemed to have been made only on the date of installation of the equipment. Any delay in the same shall attract penal charges as contained in the tender documents.
- 8) You are bound to provide on site/off site warranty for the items mentioned above for a period of 60 months from the date of satisfactory installation. Thereafter, the equipments shall be covered under CMC at the rates provided above:
- 9) The challan accompanying the goods shall contain the following information:
 - a. Challan No. & Date
 - b. Purchase order no. & Date.
 - c. Name & Brief description of the item.
 - d. Details of accessories supplied.
 - e. Quantity of items supplied.
 - f. Date of Manufacturing & Product Identification No., if any.
- 10) Bill has to be submitted in triplicate to the *Department of Plastic Surgery* which should have the following information :
 - a. Bill No. & Date
 - b. Challan No. & Date
 - c. Purchase order no. & date.
 - d. Name & Brief description of the item.
 - e. Details of accessories supplied.
 - f. Quantity of items supplied.
 - g. Date of Manufacturing & Product Identification No., if any.
 - h. Cost in Rs.
- 11) Payment shall be released on completion of all formalities to the satisfying, K.G.M.U. U.P. Lucknow.

Yours sincerely,

(Prof. A.K. Singh)
Head

Department of Plastic Surgery